

This exciting 6 module programme will enable you to build both your skills and confidence in workshops and practical challenges; supported by comprehensive materials and 1-2-1 coaching.

What you get:

- 12 hours of 1-2-1 tuition in 6 sessions held at your home or an agreed location
- Modules tailored to your own interests and booked at intervals that fit in with your life
- Support between modules via email or phone/video calls
- Email feedback on your assignments
- Comprehensive notes and a free photography book
- A 1/2 day photowalk
- Access to the VIP student group on completion

My Guarantee:


- You'll never miss any content even if you are not available due to illness, holidays or other commitments.
- There's no such thing as a stupid question - ever!
- You'll have fun and make some great new photo friends!
- You'll take photos you never dreamed you would be able to.
- You'll discover your own creativity and lots of new ideas and techniques.

Module 1: Camera Confidence:

This first module is all about getting to know not just your camera but, of course, also me!

You'll set your own learning goals for the programme and start exploring some of the possibilities of what your camera can do.


The first setting we'll explore, in this module, is Autofocus - both how and where your camera focuses and how you can control it. We'll also cover the mode dial, file formats and the principles of exposure.



Module 2: Controlling Exposure:

In this module you'll discover how you can use a few key settings to control the exposure of your photos - so they look the way you want them to. You'll really start to take control of your photos with the settings in this module.

You'll learn how Metering, ISO and Exposure Compensation will help you deal with tricky light and subjects.



© Juliet Williams 2017

Module 3: Using Aperture:

Most of this module will be looking at how using Aperture Priority mode will change the way that your photo looks by affecting depth of field. You'll explore which apertures you should use for what types of subjects and what affects your choices. You'll definitely learn how to blur out a background!

We will also start to look at some basic principles of composition - helping you understand how to place your subject in the frame for the best results.



© Jackie Foster 2017

Module 4: Colour and Composition:

One of my favourite modules - here you'll discover how to ensure that colours are captured correctly using the White Balance settings of your camera.

We will also cover shooting colour as a subject, including how to shoot successful black and white images.

You'll continue to explore the principles of good composition looking at lines, shape and colour.



© Joanna Jones 2019

Module 5: Using Shutter Speed:

This module is all about capturing movement using Shutter Speed Priority.

Understanding shutter speed will enable you to capture great photos of your kids, pets or any moving subject. But more than that, it will also let you to choose how that movement looks in your photos.

There will be the opportunity to try out some really creative techniques using shutter speed.

You will need a tripod for this session - if you do not have one there are some available to borrow.




© William Bennett 2019

Module 6: Making the Most of your Photos:

Finally, we will explore editing, printing and how to ensure you look after your digital images in the safest way. This includes editing for great black and white results.

We'll even talk about Manual Mode now that you're more confident!

We will celebrate your progress through the programme!



© Lawrence McGlynn 2018

Student feedback:

Don't just take my word for how good this programme really is - here's a couple of previous students and what they have said about the programme:

"I absolutely loved Sarah's Develop Camera Confidence course. I had previously undertaken a couple of courses elsewhere in the hope to better understand photography without much success. So when I finished the course with Sarah finally understanding how it all works I was over the moon!! Sarah is a fab teacher and made it really fun. I love going out with my camera now and finally getting off the automatic setting has been liberating! Looking forward to learning more skills in the future" Phillippa M

*"I have now completed a 6 month workshop, Camera Confidence and I am ecstatic with what I have achieved as a result. I hardly knew my Canon SDLR camera - as I found the instructions manual scary and daunting - and had not ventured beyond its Automatic mode. I was usually disappointed with the look of the photos I took because they did not show what I wanted.Not only I have learnt how to take great photographs and play with my camera, I have also discovered that my creative skills are far better than I thought!
In summary, I believe this course to be excellent value for money, extremely enjoyable and 100% effective at helping me achieve confidence to make the most of my camera and take great photographs."* Monica G

Availability/Location:

Sessions are booked according to both yours and my availability. Sessions do not need to be held at set intervals or even on the same days.

If held outside of my local area there will be travel charges to add to the cost of the programme. Please contact me to obtain a full quote based your location.

I have access to accommodation both in Bath and Spain if you wished to make this more of a holiday experience. Please contact me for more details

Gift Packages:

If this is a gift you can opt for a gift package. This is an additional £50 to cover costs of packaging and delivery. It includes some extra little gifts to make it really special.

What now?

You can purchase this programme via my website and choose from a number of payment options including an instalment plan (Interest free).

If you are booking including the gift package and/or travel costs please email me direct to purchase.

If you have any further questions about the programme then please do get in touch by either dropping me an email - sarahstephensphoto@gmail.com - or even better - give me a call on 07510 282327

I hope to meet you and your camera on a programme very soon!